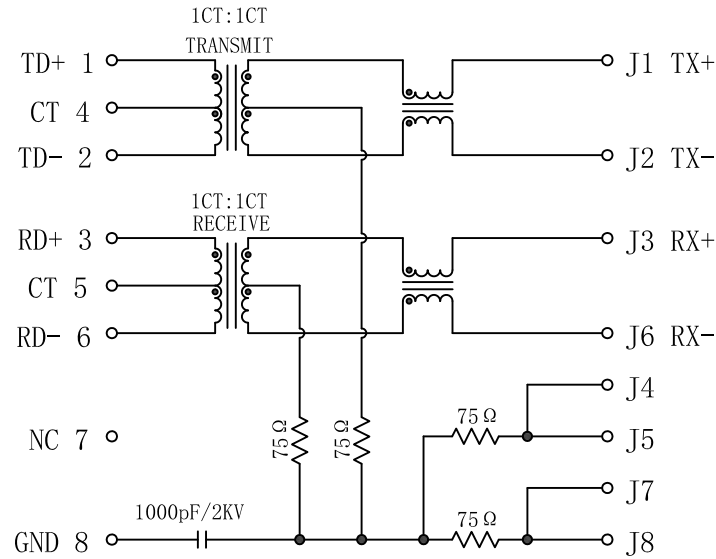


Schematic:

REV.	ECN NO.	DESCRIPTION	DATE	APPD
A	REL		2010-03-20	

PC BOARD CONNECTIONS



RJ45 CONNECTOR

ELECTRICAL SPECIFICATIONS @25°C


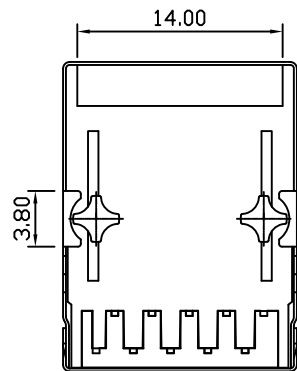
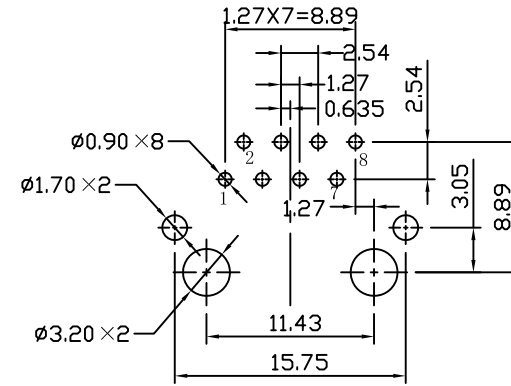
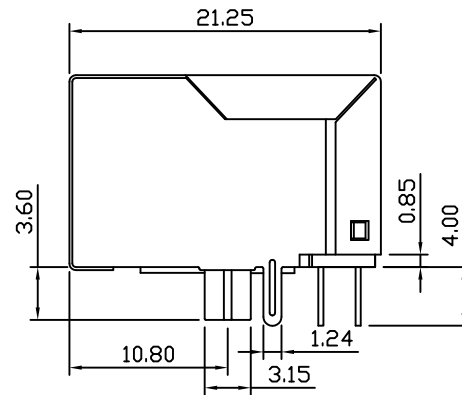
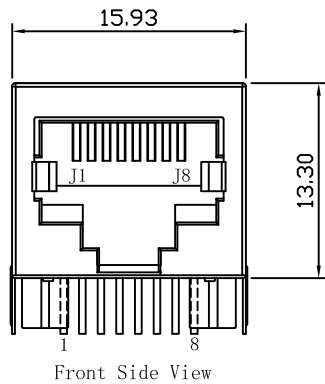
- Turn Ratio ($\pm 2\%$):
TX=1CT:1CT RX=1CT:1CT
- Inductance OCL: 350uH MIN
@100KHz/0.1V, 8mA DC Bias
- Insertion Loss:
-1.0dB MAX @ 1.0-65MHz
- Return Loss:
-20dB MIN @ 1-10MHz
-16dB MIN @ 10-30MHz
-12dB MIN @ 30-60MHz
-10dB MIN @ 60-100MHz
- Cross talk:
-40dB MIN @ 1-30MHz
-35dB MIN @ 30-60MHz
-30dB MIN @ 60-100MHz
- Common Mode Rejection:
-30dB MIN @ 1-50MHz
-20dB MIN @ 50-150MHz
- Hipot Test: 1500Vrms MIN
- Operating Temperature: 0°C to 70°C.



X:X	± 0.30	APPD:	LINK-PP INT'L TECHNOLOGY CO., LIMITED
X:XX	± 0.25	CHKD:	
X:XXX	± 0.05	DR: TOM	
ANGLES $\pm 1^\circ$		UNIT: mm	PART NO.: LPJ0011DNL
	SCALE: 2/1	SHEET: 1/2	REV: A
		DWG NO.: LP10032029	

Mechanical:

REV.	ECN NO.	DESCRIPTION	DATE	APPD
A	REL		2010-03-20	



NOTES:

1. Designed to support application, such as SOHO (ADSL modems), LAN-on-Motherboard (LOM), hub and Switches.
2. Meets IEEE 802.3 specification
3. Connector Materials:
 Housing: Thermoplastic PBT+30%G.F UL94V-0
 Contact: Phosphor Bronze C5210R-EH Thickness=0.35mm
 Pins: Brass C2680R-H Thickness=0.35mm
 Shield: SUS 201-1/2H Thickness=0.2mm
 Contact plating: Gold 6 micro-inches min. In contact area.
4. Wave solder tip temperature: 265°C Max, 5 Sec.
5. UL Certification: File Number E484635.

X:X	±0.30	APPD:	LINK-PP INT'L TECHNOLOGY CO., LIMITED
X:XX	±0.25	CHKD:	
X:XXX	±0.05	DR: TOM	TITLE: RJ45 Connector with 10/100 Base-T Integrated Magnetics
ANGLES	±1°	UNIT: mm	PART NO.: LPJ0011DNL
	SCALE: 2/1	SHEET: 2/2	REV: A
			DWG NO.: LP10032029